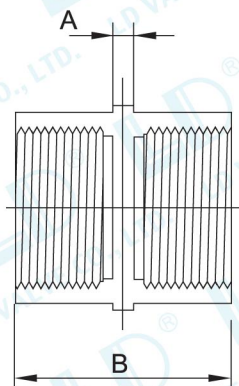


LD-572 Female by Female Adapter

Adaptador Hembra por Hembra

Female Thread
Rosca Hembra



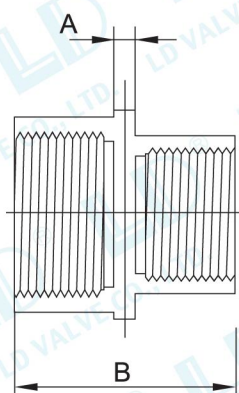
Unit / mm-kg

ASTM Inch	DIN d(mm)	mm		Weight (kg/pc)				Pcs/Ctn
		A	B	Part Number	PVC	Part Number	CPVC	
1/2"	20	7.1	43.2	572-012	0.03	572-012C	0.03	75
3/4"	25	7.5	48.2	572-034	0.04	572-034C	0.04	50
1"	32	8.1	54.1	572-100	0.06	572-100C	0.06	50
1-1/4"	40	12.1	68.6	572-114	0.08	572-114C	0.08	40
1-1/2"	50	12.0	72.9	572-112	0.12	572-112C	0.13	28
2"	63	12.1	78.7	572-200	0.17	572-200C	0.18	30
2-1/2"	75	10.0	101.5	572-212	0.33	572-212C	0.35	24
3"	90	10.0	107.0	572-300	0.50	572-300C	0.53	12
4"	110	12.0	124.9	572-400	0.90	572-400C	0.95	18

LD-577 Reducing Female by Female Adapter

Adaptador Hembra por Hembra Reducido

Female Thread
Rosca Hembra



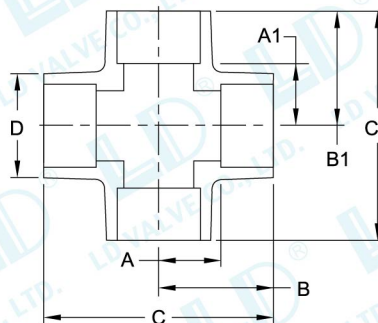
Unit / mm-kg

ASTM Inch	DIN d x d1(mm)	mm		Weight (kg/pc)				Pcs/Ctn
		A	B	Part Number	PVC	Part Number	CPVC	
3/4" x 1/2"	25 x 20	7.5	53.6	577-034C	0.03	577-034CC	0.03	50
1" x 1/2"	32 x 20	8.1	59.9	577-100C	0.05	577-100CC	0.04	50
1" x 3/4"	32 x 25	8.1	59.9	577-100D	0.04	577-100CD	0.05	50
1-1/4" x 1/2"	40 x 20	12.1	68.1	577-114C	0.07	577-114CC	0.08	40
1-1/4" x 3/4"	40 x 25	12.1	68.1	577-114D	0.07	577-114CD	0.07	40
1-1/4" x 1"	40 x 32	12.1	68.1	577-114E	0.08	577-114CE	0.08	40
1-1/2" x 1/2"	50 x 20	12.0	74.9	577-112C	0.09	577-112CC	0.10	28
1-1/2" x 3/4"	50 x 25	12.0	74.9	577-112D	0.09	577-112CD	0.10	28
1-1/2" x 1"	50 x 32	12.0	74.9	577-112E	0.10	577-112CE	0.11	28
1-1/2" x 1-1/4"	50 x 40	12.0	74.9	577-112F	0.11	577-112CF	0.12	28
2" x 1/2"	63 x 20	12.1	83.1	577-200C	0.12	577-200CC	0.13	30
2" x 3/4"	63 x 25	12.1	83.1	577-200D	0.13	577-200CD	0.13	30
2" x 1"	63 x 32	12.1	83.1	577-200E	0.14	577-200CE	0.15	30
2" x 1-1/4"	63 x 40	12.1	83.1	577-200F	0.15	577-200CF	0.15	30
2" x 1-1/2"	63 x 50	12.1	83.1	577-200G	0.16	577-200CG	0.17	30

LD-581 Cross

Cruz

Socket
Encolar



Unit / mm-kg

ASTM Inch	DIN d(mm)	mm						Weight (kg/pc)				Pcs/Ctn	
		A	A1	B	B1	C	C1	D	Part Number	PVC	Part Number	CPVC	
1/2"	20	14.3	14.3	37.3	37.3	74.6	74.6	30.2	581-012	0.06	581-012C	0.06	40
3/4"	25	15.9	15.9	41.3	41.3	83.3	83.3	35.7	581-034	0.10	581-034C	0.10	24
1"	32	24.6	24.6	53.2	53.2	107	107	43.7	581-100	0.17	581-100C	0.21	24
1-1/4"	40	27.8	27.8	60.3	60.3	121	121	54.0	581-114	0.29	581-114C	0.29	16
1-1/2"	50	31.8	31.8	66.7	66.7	133	133	60.3	581-112	0.36	581-112C	0.39	16
2"	63	42.9	42.9	88.1	88.1	175	175	89.7	581-200	0.63	581-200C	0.65	8
2-1/2"	75	38.1	38.1	42.9	42.9	88.1	88.1	155	581-212	0.92	581-212C	0.96	8
3"	90	42.9	42.9	88.1	88.1	175	175	89.7	581-300	1.50	581-300C	1.54	4
4"	110	66.7	66.7	124	124	248	248	133	581-400	2.41	581-400C	2.49	4